

Scaled data based on original data using
LM-79-08 Approved Method: Electrical and Photometric Measurements of Solid-
State Lighting Products

Test Report Prepared for
Cooper Lighting Solutions
(formerly Eaton)

Brand: INVUE

Report Number: P401809

Luminaire Tested: **ENT-SA1F-730-U-SL2-HSS**

Issue Date: 5/20/2020

Test Information

Test Method: LM-79-08
Report Number: P401809
TEST IS SCALED FROM IESNA LM-79-08 TEST DATA (G1-2004-754-2)
Test Lab: INNOVATION CENTER
Issue Date: 5/20/2020
Manufacturer: COOPER LIGHTING SOLUTIONS (FORMERLY EATON)
Product Line: INVUE
Catalog Number: ENT-SA1F-730-U-SL2-HSS
Description: ENTRI LED LUMINAIRE
(1) 70 CRI, 3000K, 1200mA LIGHTSQUARE WITH 16 LEDS AND TYPE II SPILL
LIGHT ELIMINATOR OPTICS WITH HOUSE SIDE SHIELD
Light Source: -
Ballast/Driver: ELECTRONIC DRIVER

Summary

Lumens per Lamp: N/A
Luminaire Lumens: 5732 lumens
Efficiency: N/A
Efficacy: 86.7 lumens/watt
Luminous Opening: Rectangular (W 0.5' x L: 0.5' x H: 0')
IES Classification: Type III - Medium - Non-Cutoff
BUG Rating: B1 - U0 - G2

Input Watts (W): 66.1
Input Voltage (V): NR
Input Current (Ain): NR
Voltage Rise (V): NR
Power Factor: NR
Total Harmonic Distortion (THDi): NR
Frequency (hertz): 60
Stabilization Time: NR
Operation Time: NR
Ambient Temperature (°C): NR
Test Distance: 25 FT

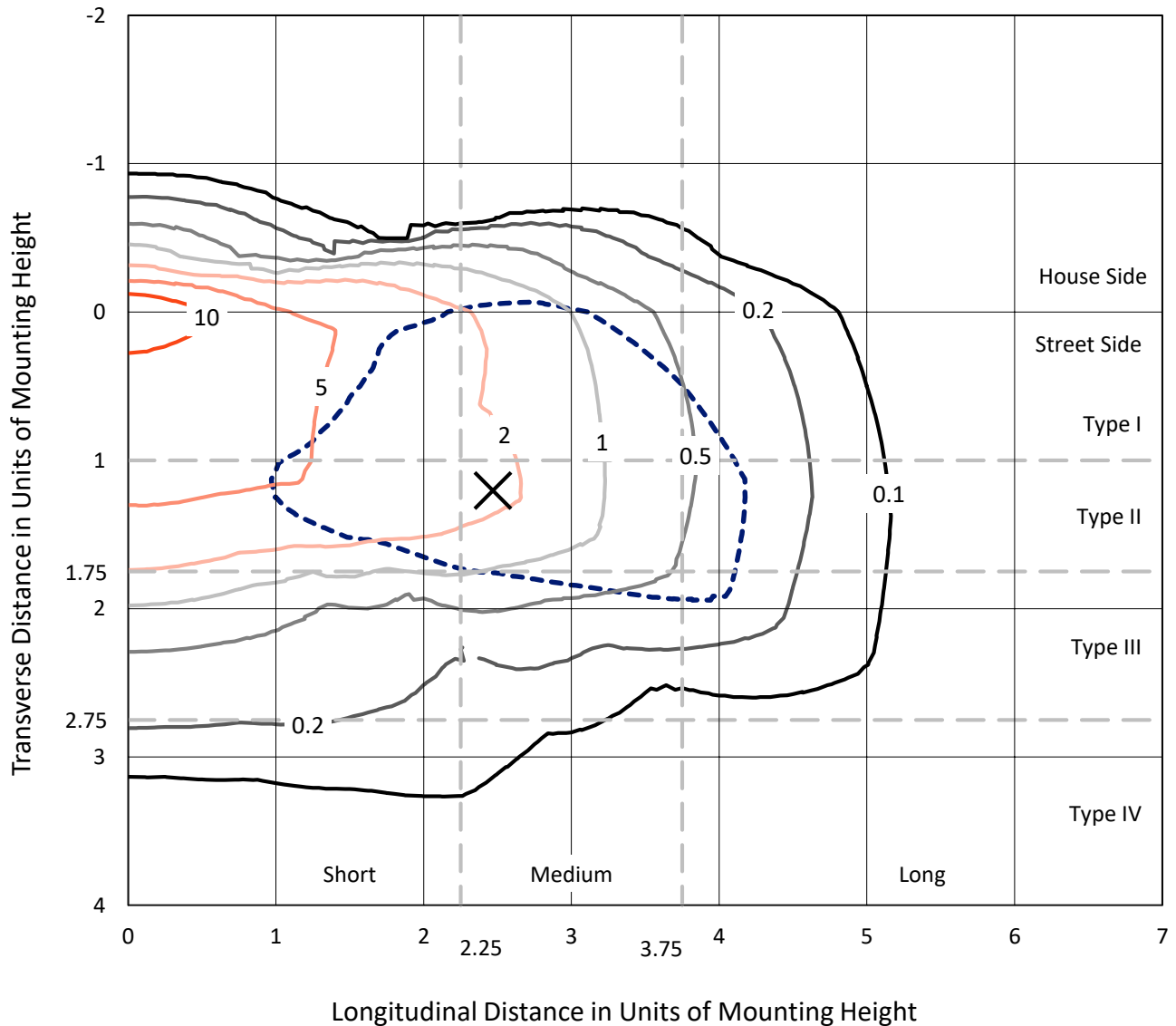


REPORT NUMBER: P401809

CATALOG NUMBER: ENT-SA1F-730-U-SL2-HSS

Iso-Footcandle Lines of Horizontal Illumination

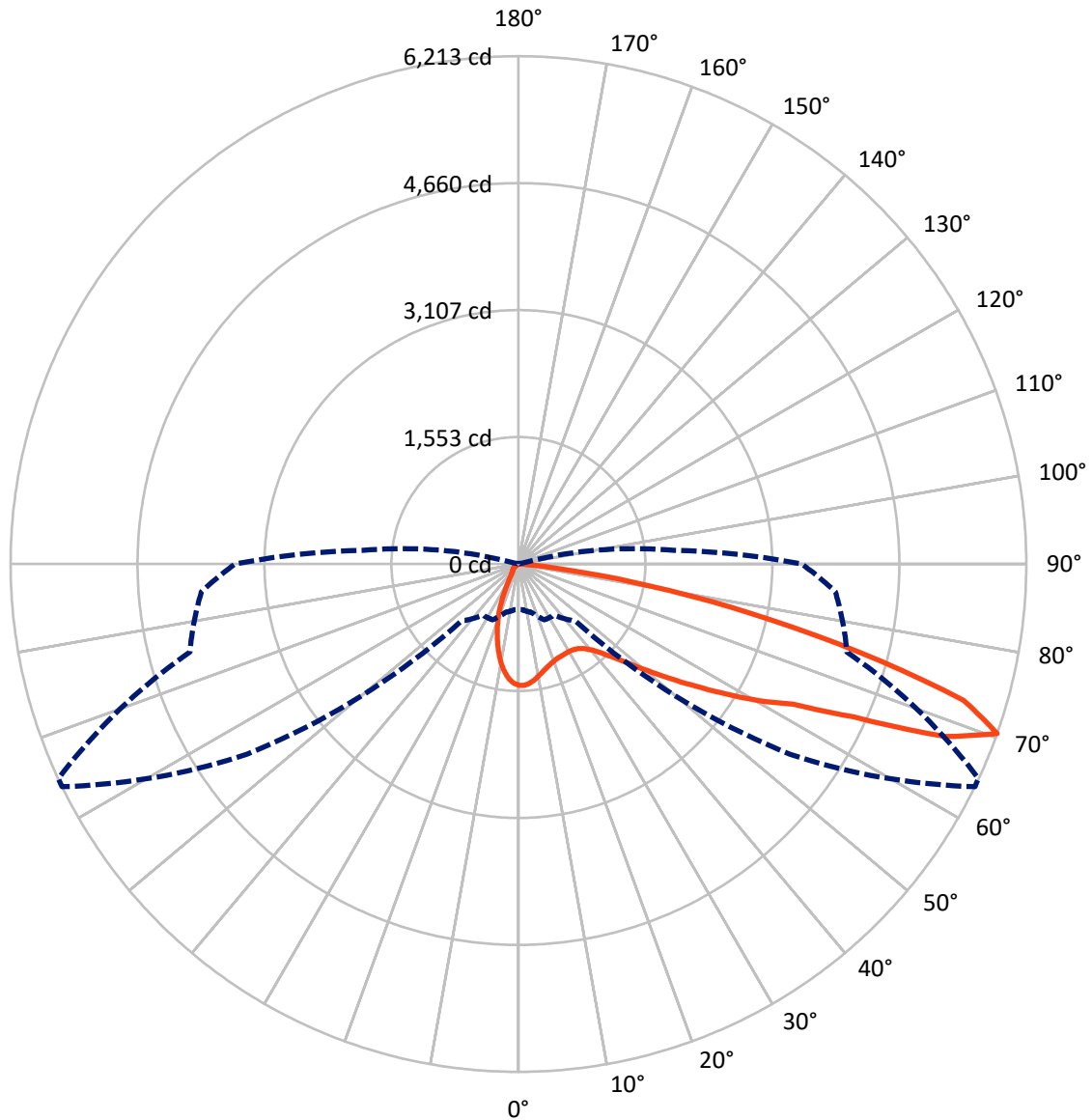
× Max cd
 - - - 1/2 Max cd



Based on 10 foot mounting height. Maximum calculated value = 14.8 fc
 Type III - Medium - Non-Cutoff

REPORT NUMBER: P401809
CATALOG NUMBER: ENT-SA1F-730-U-SL2-HSS

Luminous Intensity Polar Plot



— Vertical Plane Through 64-Deg Lateral - - - Horizontal Cone Through 70-Deg Vertical

REPORT NUMBER: P401809

CATALOG NUMBER: ENT-SA1F-730-U-SL2-HSS

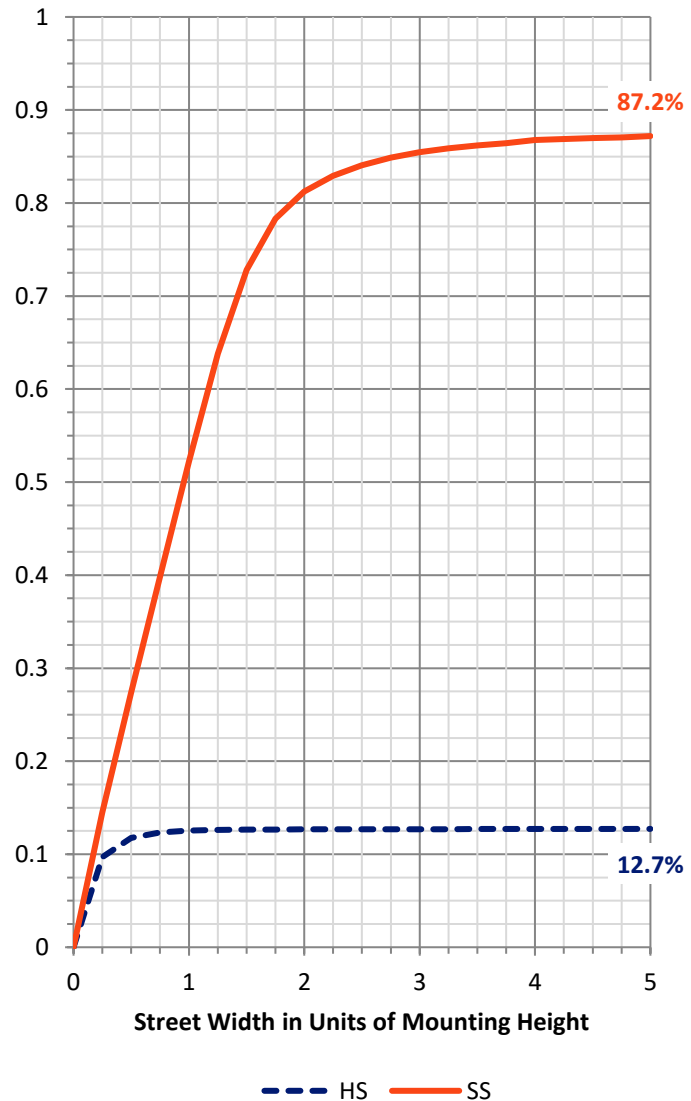
FLUX DISTRIBUTION:

		Downward	Upward	Total
House Side	Lumens	736.3	0.0	736.3
	% Fixture	12.8	0.0	12.8
Street Side	Lumens	4995.6	0.0	4995.6
	% Fixture	87.2	0.0	87.2
Total	Lumens	5732.0	0.0	5732.0
	% Fixture	100.0	0.0	100.0

Coefficient of Utilization

ZONAL LUMENS:

Zone	Lumens	% Fixture
0°-10°	125.0	2.2
10°-20°	277.5	4.8
20°-30°	382.2	6.7
30°-40°	526.2	9.2
40°-50°	784.3	13.7
50°-60°	1239.0	21.6
60°-70°	1403.9	24.5
70°-80°	921.8	16.1
80°-90°	72.3	1.3
90°-100°	0.0	0.0
100°-110°	0.0	0.0
110°-120°	0.0	0.0
120°-130°	0.0	0.0
130°-140°	0.0	0.0
140°-150°	0.0	0.0
150°-160°	0.0	0.0
160°-170°	0.0	0.0
170°-180°	0.0	0.0
0°-90°	5732.0	100.0
0°-180°	5732.0	100.0



REPORT NUMBER: P401809

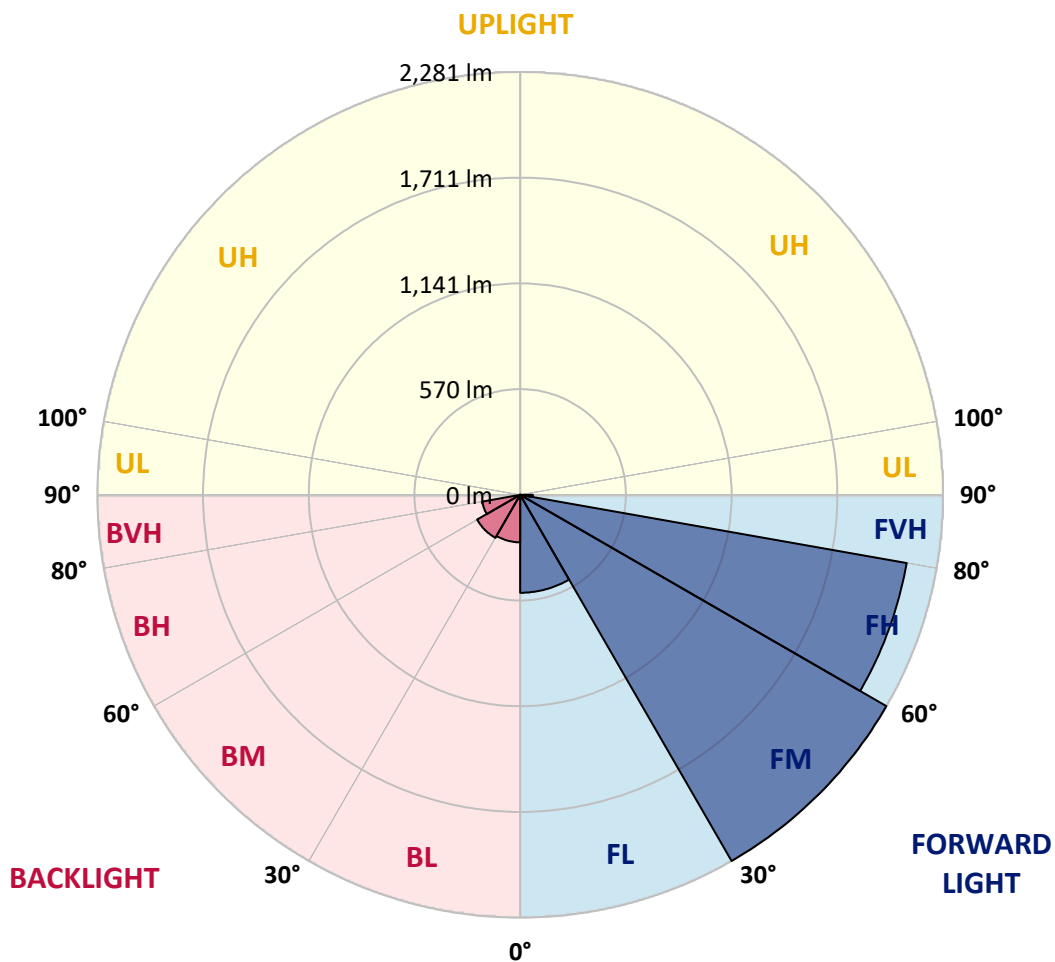
CATALOG NUMBER: ENT-SA1F-730-U-SL2-HSS

LUMINAIRE CLASSIFICATION SYSTEM LUMEN TABLE AND BUG RATING:

Zone		Lumens	% Fixture	Zone Rating/Lumen Limit		
				B	U	G
FL	(0°-30°)	528.4	9.2			
FM	(30°-60°)	2281.2	39.8			
FH	(60°-80°)	2117.8	36.9			G2/5000
FVH	(80°-90°)	68.3	1.2			G1/100
BL	(0°-30°)	256.3	4.5	B1/500		
BM	(30°-60°)	268.2	4.7	B1/1000		
BH	(60°-80°)	207.9	3.6	B1/500		G1/500
BVH	(80°-90°)	4.0	0.1			G0/10
UL	(90°-100°)	0.0	0.0		U0/0	
UH	(100°-180°)	0.0	0.0		U0/0	

BUG Rating: B1-U0-G2

Type III Medium





REPORT NUMBER: P401809

CATALOG NUMBER: ENT-SA1F-730-U-SL2-HSS

CANDELA DISTRIBUTION (FULL):

	0°	5°	15°	25°	35°	45°	55°	64°	65°	75°	85°
0°	1483.8	1483.8	1483.8	1483.8	1483.8	1483.8	1483.8	1483.8	1483.8	1483.8	1483.8
2.5°	1442.5	1442.5	1449.5	1456.6	1460.6	1471.7	1479.8	1485.8	1485.8	1489.8	1482.8
5°	1346.7	1346.7	1352.8	1369.9	1388.0	1411.2	1437.4	1463.6	1468.7	1487.8	1486.8
7.5°	1258.0	1266.1	1276.1	1293.3	1312.4	1346.7	1383.0	1428.4	1433.4	1479.8	1489.8
10°	1196.5	1201.6	1207.6	1226.8	1255.0	1294.3	1333.6	1387.0	1396.1	1465.7	1489.8
12.5°	1147.1	1148.1	1157.2	1178.4	1205.6	1243.9	1288.2	1346.7	1357.8	1440.5	1485.8
15°	1111.8	1110.8	1120.9	1141.1	1167.3	1206.6	1249.9	1311.4	1323.5	1419.3	1484.8
17.5°	1090.7	1091.7	1099.7	1114.9	1140.1	1177.4	1221.7	1282.2	1294.3	1402.1	1489.8
20°	1090.7	1090.7	1095.7	1102.8	1121.9	1155.2	1198.5	1261.0	1273.1	1391.1	1496.9
22.5°	1111.8	1109.8	1113.9	1107.8	1116.9	1140.1	1184.4	1246.9	1260.0	1386.0	1508.0
25°	1150.1	1146.1	1149.1	1136.0	1126.0	1136.0	1175.3	1240.9	1255.0	1387.0	1518.1
27.5°	1203.6	1203.6	1197.5	1179.4	1154.2	1143.1	1174.3	1236.8	1250.9	1387.0	1525.1
30°	1278.2	1275.1	1266.1	1247.9	1208.6	1171.3	1184.4	1236.8	1250.9	1388.0	1527.1
32.5°	1352.8	1354.8	1359.8	1341.7	1288.2	1219.7	1208.6	1245.9	1258.0	1387.0	1524.1
35°	1428.4	1429.4	1451.5	1453.6	1385.0	1297.3	1249.9	1270.1	1278.2	1397.1	1526.1
37.5°	1494.9	1499.9	1543.3	1564.4	1508.0	1397.1	1315.5	1315.5	1319.5	1424.3	1538.2
40°	1569.5	1582.6	1635.0	1682.4	1660.2	1525.1	1411.2	1382.0	1384.0	1473.7	1565.4
42.5°	1656.2	1672.3	1740.8	1809.4	1808.4	1682.4	1532.2	1487.8	1489.8	1559.4	1620.9
45°	1766.0	1777.1	1863.8	1949.5	1967.6	1855.8	1684.4	1625.9	1627.9	1689.4	1728.7
47.5°	1900.1	1913.2	1996.9	2099.7	2146.1	2064.4	1882.0	1818.5	1812.4	1855.8	1884.0
50°	2075.5	2100.7	2150.1	2248.9	2360.8	2306.3	2113.8	2050.3	2042.2	2076.5	2085.6
52.5°	2242.8	2266.0	2286.2	2376.9	2593.6	2606.7	2398.1	2328.5	2320.5	2328.5	2339.6
55°	2268.0	2281.1	2296.3	2419.2	2782.1	2988.8	2721.6	2639.0	2615.8	2600.7	2638.0
57.5°	2067.4	2059.4	2109.8	2277.1	2813.4	3411.1	3159.1	2998.8	2976.7	2893.0	2855.7
60°	1637.0	1625.9	1673.3	1902.1	2638.0	3620.8	3765.9	3397.0	3342.6	3062.3	3026.1
62.5°	1150.1	1137.0	1198.5	1333.6	2046.3	3579.5	4450.4	3774.0	3666.2	3212.5	3163.2
65°	886.0	880.0	913.3	943.5	1248.9	3100.7	4827.4	4509.9	4287.1	3375.8	3312.3
67.5°	694.5	702.6	743.9	831.6	806.4	1932.4	4792.1	5632.8	5410.0	3676.2	3635.9
70°	558.4	560.5	611.9	752.0	761.1	983.8	4057.3	6213.4	6210.4	4161.1	3893.0
72.5°	337.7	346.8	430.4	650.2	768.1	753.0	2727.7	5693.3	5771.9	4274.0	3510.9
75°	162.3	171.4	222.8	436.5	763.1	732.8	1475.7	4310.3	4411.1	3832.5	2846.6
77.5°	60.5	68.5	102.8	213.7	565.5	671.3	776.2	2906.1	2985.7	2805.3	1928.3
80°	19.2	22.2	40.3	97.8	287.3	554.4	500.0	1639.0	1692.5	1227.8	648.2
82.5°	2.0	3.0	11.1	33.3	110.9	282.2	293.3	616.9	644.1	239.9	131.0
85°	0.0	0.0	0.0	0.0	2.0	2.0	72.6	117.9	96.8	23.2	38.3
87.5°	0.0	0.0	0.0	0.0	0.0	1.0	2.0	3.0	3.0	3.0	4.0
90°	0.0	0.0	0.0	0.0	0.0	0.0	0.0	0.0	0.0	0.0	0.0



REPORT NUMBER: P401809

CATALOG NUMBER: ENT-SA1F-730-U-SL2-HSS

CANDELA DISTRIBUTION (continued):

	90°	95°	105°	115°	125°	135°	145°	155°	165°	175°	180°
0°	1483.8	1483.8	1483.8	1483.8	1483.8	1483.8	1483.8	1483.8	1483.8	1483.8	1483.8
2.5°	1481.8	1481.8	1474.7	1463.6	1449.5	1429.4	1424.3	1408.2	1408.2	1395.1	1393.1
5°	1483.8	1477.8	1454.6	1420.3	1372.9	1321.5	1289.3	1254.0	1223.7	1204.6	1206.6
7.5°	1483.8	1470.7	1424.3	1348.7	1260.0	1171.3	1103.8	1025.2	988.9	964.7	975.8
10°	1479.8	1457.6	1376.9	1262.0	1121.9	998.9	888.1	797.3	734.8	708.6	686.5
12.5°	1470.7	1438.4	1317.5	1154.2	974.8	813.5	660.2	541.3	458.6	417.3	412.3
15°	1462.6	1418.3	1247.9	1036.2	808.4	597.8	426.4	312.5	241.9	225.8	227.8
17.5°	1460.6	1399.1	1181.4	911.2	646.1	398.2	246.0	198.6	188.5	184.5	183.5
20°	1461.6	1382.0	1108.8	787.3	457.6	248.0	186.5	175.4	171.4	169.3	168.3
22.5°	1465.7	1362.8	1037.2	657.2	312.5	181.4	166.3	159.3	154.2	151.2	150.2
25°	1465.7	1341.7	957.6	519.1	204.6	159.3	149.2	140.1	133.1	129.0	129.0
27.5°	1462.6	1317.5	875.0	394.1	162.3	142.1	131.0	118.9	109.9	104.8	104.8
30°	1453.6	1288.2	795.3	275.2	142.1	127.0	112.9	97.8	86.7	81.6	79.6
32.5°	1440.5	1257.0	703.6	193.5	128.0	110.9	94.8	78.6	68.5	62.5	62.5
35°	1426.3	1225.7	604.8	148.2	115.9	97.8	79.6	63.5	54.4	50.4	49.4
37.5°	1419.3	1192.5	508.0	128.0	103.8	83.7	64.5	51.4	44.4	41.3	40.3
40°	1424.3	1167.3	413.3	114.9	92.7	70.6	53.4	43.3	37.3	33.3	33.3
42.5°	1454.6	1153.2	323.6	104.8	82.7	59.5	44.4	35.3	29.2	26.2	26.2
45°	1516.1	1163.2	246.0	95.8	70.6	49.4	37.3	28.2	22.2	19.2	19.2
47.5°	1618.9	1203.6	186.5	87.7	60.5	40.3	30.2	22.2	17.1	15.1	14.1
50°	1769.1	1283.2	146.2	79.6	50.4	34.3	25.2	17.1	13.1	11.1	11.1
52.5°	1985.8	1421.3	125.0	70.6	41.3	28.2	20.2	13.1	10.1	8.1	8.1
55°	2251.9	1596.7	112.9	62.5	33.3	23.2	16.1	10.1	7.1	6.0	5.0
57.5°	2467.6	1735.8	105.8	54.4	28.2	20.2	12.1	8.1	6.0	4.0	4.0
60°	2658.1	1825.5	93.7	45.4	24.2	16.1	10.1	6.0	4.0	3.0	3.0
62.5°	2812.4	1884.0	77.6	36.3	20.2	13.1	8.1	5.0	4.0	3.0	3.0
65°	2987.8	1931.4	63.5	28.2	17.1	11.1	7.1	4.0	3.0	3.0	3.0
67.5°	3331.5	2037.2	47.4	22.2	13.1	9.1	6.0	4.0	3.0	2.0	2.0
70°	3465.6	1913.2	37.3	18.1	10.1	8.1	6.0	4.0	2.0	2.0	2.0
72.5°	2949.5	1432.4	29.2	15.1	9.1	7.1	6.0	4.0	3.0	3.0	2.0
75°	2339.6	967.7	23.2	12.1	9.1	8.1	6.0	6.0	5.0	4.0	4.0
77.5°	1493.9	428.4	18.1	10.1	9.1	10.1	9.1	6.0	6.0	5.0	5.0
80°	445.5	102.8	13.1	8.1	7.1	8.1	9.1	6.0	4.0	3.0	3.0
82.5°	96.8	24.2	8.1	4.0	5.0	4.0	6.0	6.0	4.0	3.0	3.0
85°	32.3	9.1	5.0	4.0	3.0	3.0	3.0	3.0	3.0	3.0	2.0
87.5°	2.0	3.0	3.0	2.0	2.0	2.0	2.0	1.0	1.0	2.0	2.0
90°	0.0	0.0	0.0	0.0	0.0	0.0	0.0	0.0	0.0	0.0	0.0

(END OF REPORT)